



# Mickleover Primary School – Science Knowledge Organiser

Title: Sound

Year Group: 4

Term: Summer 1

## Vocabulary you will know...

Sound	A type of energy created by vibrations.
Vibration	Continuous movements.
Sound wave	Vibrations that travel from a sound source.
Medium	A substance that transfers energy.
Volume	The loudness of a sound.
Amplitude	The size of the vibration. A large amplitude means a louder sound. A smaller amplitude means a quieter sound.
Pitch	How high or low a sound is. Faster vibrations mean a higher pitch. Slower vibrations mean a lower pitch.
Vacuum	A space where there is nothing. There are no particles in a vacuum.
Ear	The organ used for hearing.
Eardrum	A part of the ear which is stretched out. Sound waves make the eardrum vibrate.
Soundproof	Something that doesn't allow sound to pass through.
Decibels	The unit of measure to determine how loud or quiet a sound is.

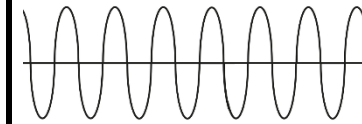


## Key Learning

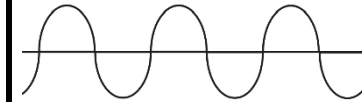
- ❖ Identify how sounds are made.
- ❖ Recognise that vibrations from sounds travel through a medium to the ear.
- ❖ Find patterns between the pitch and the features of the object that produced it.
- ❖ Find patterns between the volume of a sound and the strength of the vibrations that produced it.
- ❖ Recognise that a sound gets fainter as the distance from the source increases.

## Sound Waves

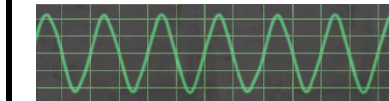
High pitch



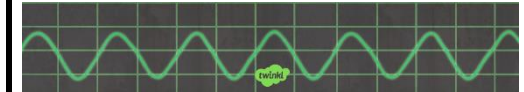
Low pitch



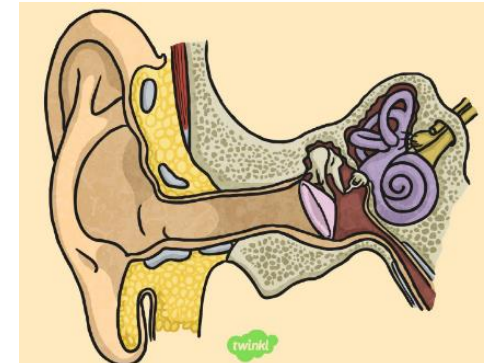
Large amplitude – loud sound



Smaller amplitude – quiet sound



How do we hear?



MOTIVATED

PROUD

SUCCESSFUL